

C40 COMMAND BRIDGE



SEEK THE SPIRIT OF ADVENTURE,
IN COMFORT AND STYLE

LOA (with Swim Platform)	39' 10"	12.14 m
Beam	13' 10"	4.22 m
Draft	3' 11"	1.19 m
Weight (Dry with Standard Engines)	24,300 lbs.	10.886 kg
Bridge Clearance*	12' 7"	3.66 m
Fuel Capacity	342 U.S. gal.	1,295 L
Water System	131 U.S. gal.	495 L
Holding Tank Capacity	70 U.S. gal.	264 L
Cabin Headroom	6' 6"	1.98 m
Sleeps	6	

* with standard equipment



CARVER
YACHTS

See The Difference.

C40COMMAND BRIDGE

STANDARD FEATURES

Construction

- Hull, deck & superstructure: Hand-laid structural and non-structural fiberglass and core laminates bonded with infused resin.
- Hull bottom: Surface beneath the water line is bead blasted to create an optimal bonding surface for the anti-fouling paint. Sea Hawk® brand anti-fouling paint is sprayed onto the hull to create a smooth running bottom.
- Stringer system: Fiberglass encapsulated foam stringers are used throughout the yacht.
- Interior bulkheads, cabinets and drawers are precision cut, hand crafted and constructed from a selection of woods and high pressure laminates. Drawers are lined with laminate.
- Integral aluminum truss reinforcement in cabintop structure.

Electrical

- 12V System: Powered by an array of Series 31 12V batteries. Array includes two dedicated engine starting batteries and one dedicated "house" battery. Battery banks are charged by a 60 amp charger for each bank. System ammeters are located on the ship's 12V distribution panel and voltmeters at the helm station. Battery on/off switch for the house battery is installed in the salon and the selector switch for engine batteries is located in the engine compartment.
- 110V System: System consists of a 30 amp service supported by Marinco® 50' (15.2 m) shore power cord. Ground fault circuit interrupters are incorporated into the onboard system.
- Television: Cable television is supported by onboard inlets in the salon and master stateroom and a 50' (15.2 m) CATV cable to connect to shore outlet.

Propulsion

- Engines: Twin Cummins 6.7 L, 305 HP diesel inboard engines with direct coupled v-drives. Each engine's exhaust is routed to a Hydralift muffler and underwater exhaust port.
- Shafts and shaft logs: Aquamet® 1.5" (3.8 cm) diameter stainless steel propeller shafts. Tides Marine® SureSeal shaft logs are self-aligning, dripless and maintenance free. Sacrificial anodes are installed on each shaft.
- Rudders and propeller struts: Made from durable 421 Manganese bronze.
- Propellers: 22" (55.9 cm), four blade, Nibral propellers.
- Fuel tanks: Twin, 5052 aluminum tanks hold 175 gal. (662.4 L) of fuel each. Port and starboard fuel fill deck fittings.
- Trim tabs: Bennett Marine® stainless steel, electro-hydraulic trim tabs.
- Steering: Teleflex® SeaStar hydraulic steering.
- Helm display: Digital LCD display showing tachometer, hour meter, oil pressure, coolant temperature, battery voltage, fuel tank level and rudder angle indicator.

Fresh Water & Holding Systems

- Fresh Water System: Three 40 gal. (151.4 L) polyethylene tank with shore water connection and integrated pressure reduction valve.
- Fresh water fill fitting installed on walkway. Eleven gal. (41.6 L) water heater installed in engine compartment.
- On demand fresh water is delivered via a fresh water pump installed in the engine compartment.

Decks & Hardware

- Rails: 1" (2.5 cm) 316 stainless steel rails are used throughout the vessel. Rail stanchion bases are secured using aluminum backing

plates laminated into the deck's fiberglass layout.

- Mooring cleats: 10" (25 cm) mooring cleats are used at the bow, stern and amidship (7). Cleats are secured using aluminum backing plates fused into the vessel's laminate.
- Foredeck access: Wide walkways are on each side of the cabin top and provide safe, secure access from the cockpit to the foredeck.
- Foredeck hatch with screen.

Safety & Navigation

- Bilge pumps: Two 1,500 gal. (5678 L) per hour automatic bilge pumps are installed, each with a manual on/off switch at the helm. A float switch for the high bilge water alarm is installed in the engine compartment.
- Bilge ventilation: Four ventilator blowers are installed in the engine compartment. Each blower creates 240 CFM volume.
- CO alarms: Monitors with alarms are installed in both staterooms and the salon.
- Engine alarms: Engine oil pressure and water temperature alarms are installed at the helm.
- Fire suppression system: An FE241 Fireboy® automatic fire suppression system is installed in the C40's engine compartment.
- Compass: 2.75" flush mount, illuminated Richie® Navigator compass is mounted at the helm.
- Seacocks: Marine grade bronze seacocks are used on all below the waterline thru hull openings. Nylon fittings are used on above the waterline outlets.

Command Bridge

- Air deflector: Plexiglas® wind deflector is installed on the leading edge of the command bridge.
- Courtesy lights: Three recessed 12V courtesy lights installed on the C40 command bridge.
- Seating: Adjustable helm chairs. Wraparound seating with storage under seat cushions. Aft sun pad.
- Beverage holders: Five stainless steel recessed beverage holders are on the command bridge.
- Helm: DC fuse panel for electronics, tilt steering wheel, 12V accessory outlet.
- USB outlet
- Armrest with stainless steel cup holder.

Cockpit/Transom/Swim Deck

- Swim Platform: Integrated into the yacht's hull and deck. Access to the cockpit from the swim platform is through a transom door on the starboard side of the yacht. Telescoping boarding ladder is installed in recessed area of swim platform.
- Transom: Stainless steel handrail on top of transom. Two storage lockers in aft surface of transom.
- Engine compartment access: Hinged cockpit floor hatch with gas shock cylinder.
- Courtesy lights: Four cockpit courtesy lights with on/off switch.
- Storage locker below the bottom step to the command bridge.

Salon

- Entertainment: 23" LCD Television, Blu-Ray player, AM/FM/CD marine quality stereo with speakers.
- Lighting: Eight LED lights are recessed into the salon head liner and are controlled by a rocker switch.

C40COMMAND BRIDGE

Standard features (cont.)

- Seating: U-shaped upholstered lounge with storage underneath seating. High/Low dining table with filler cushion.
- Ventilation: Salon windows slide open. Screens provided.
- Storage: Hinged door in salon floor provides access to spacious storage compartment.
- Flooring: Plush pile 100% nylon carpeting throughout salon.
- CO detector.

Galley

- Counter Tops: Solid surface countertops throughout.
- Flooring: Vinyl plank flooring.
- Appliances: Novacool® refrigerator, convection microwave oven, two burner electric induction cooktop with ventilator.
- Sink: Full-size stainless steel sink.
- Lighting: Five recessed LED lights over galley counter controlled by rocker light switch.
- Electrical: 110V GFI protected outlet.

Master Stateroom

- Sleeping: Queen-size, island berth with high density foam mattress. Dual end tables and halogen scone style reading lights.
- Privacy: Master stateroom is secured with a hinged wooden door and locking door latch.
- Storage: Port and starboard overhead lockers. Port and starboard hanging lockers.
- CO detector.
- Ventilation: Opening overhead hatch with screen.
- Lighting: Natural light provided by overhead hatch and hull side windows with blinds.
- Six overhead 12V lights recessed in the headliner and controlled by a rocker switch. Two scone reading lights.
- Flooring: Plush pile 100% nylon carpeting throughout.
- Towel and sheet set.

Guest Stateroom

- Sleeping: Twin berths with high density foam mattresses. Filler cushion converts twin berths to full-size mattress.
- Flooring: Plush pile 100% nylon carpeting throughout.
- Privacy: Guest Stateroom is secured with a hinged wooden door and locking door latch.
- Lighting: Illumination is provided by three recessed overhead LED lights controlled by a rocker switch.
- Two bedside reading lights. Natural light and ventilation provided by hull window with opening port light.
- Hanging locker with illumination and mirror.

Master Head Compartment

- Shower: Fiberglass stall shower with bench seat and hinged aluminum and acrylic door. Shower head can be used as a hand shower. Sump drain with automatic pump. Exhaust fan. LED overhead light. Molded non-skid floor.
- Toilet: Electric pedestal toilet with freshwater flush.
- Opening port with curtain.
- Vanity: Vanity is equipped with vessel sink, under sink storage, solid surface counter top, mirrored cabinet.
- Lighting: Two LED lights recessed in the headliner and controlled by

- wall mounted rocker switch.
- Electrical: 110V GFI protected outlet.

Day Head

- Shower: Hand-held shower with curtain. Sump drain with automatic pump. Exhaust fan. LED overhead light. Molded non-skid floor.
- Toilet: Electric pedestal toilet with freshwater flush.
- Hull window with opening portlight and curtain.
- Vanity: Vanity is equipped with vessel sink, under sink storage, solid surface counter top, mirrored cabinet.
- Lighting: Two LED lights recessed in the headliner and controlled by wall mounted rocker switch.
- Electrical: 110V GFI protected outlet.

OWNER PREFERENCES

Propulsion

- Twin Cummins QSB 6.7 380 hp diesel engine.

Mechanical

- Bow and stern thruster with single lever control.
- Bow thruster.
- Cummins joystick dual station.
- Cummins joystick single station.
- Engine oil change system.

Electrical

- Air conditioning – 28,000 BTU (includes single 240V/50 amp shore service).
- Cablemaster for shore power – 240V/50 amp.
- Kohler 11.0 KW diesel – 60 HZ generator, 240V 45.8 amps.
- Kohler 9.0 KW diesel – 50 HZ generator, 230V 39 amps.
- Onan 11.5 KW diesel – 60 HZ generator, 240V 47.9 amps.
- Onan 9.5 KW diesel – 50 HZ generator, 230V 41.3 amps.
- Westerbeke 11.0 KW diesel – 60 HZ generator, 240V 45.8 amps.
- Westerbeke 8.8 KW diesel – 50 HZ generator, 230V 38.2 amps.

Water & Waste Systems

- Grey water holding system.
- Overboard discharge.
- Transom washdown – fresh and seawater.
- Transom washdown – fresh water only.
- Transom washdown – seawater only.
- Water and waste monitor.

Safety & Navigation

- Fender racks.
- Garmin autopilot.
- Garmin bridge and lower navigation and radar package 12".
- Garmin bridge and lower navigation package 12".
- Garmin bridge navigation and radar package 12".
- Garmin bridge navigation package 12".
- Radar mast.

C40 COMMAND BRIDGE

Owner Preferences (cont.)


- Raymarine Axiom bridge and lower navigation plus radar package – radar, chartplotter, GPS, sonar, VHF/hailer.
- Raymarine Axiom bridge and lower station navigation electronics package – chartplotter, GPS, sonar, VHF/hailer.
- Raymarine Axiom bridge navigation electronics and radar package – radar, chartplotter, GPS, sonar, VHF/hailer.
- Raymarine Axiom bridge navigation electronics package – chartplotter, GPS, sonar, VHF/hailer.
- Raymarine autopilot.
- Ground tackle includes Prince 1000 windlass, anchor, chain, shackle and line with snap hook.
- Ground tackle includes Prince 1000 windlass with capstan, anchor, chain, shackle and line with snap hook.

Interior


- Carpet runner.
- Decorator pillows.
- Galley storage – pull out dry storage.
- Lower helm station.
- Master stateroom TV & Blu-Ray player.
- Salon audio upgrade.
- Salon blinds.
- Salon laminate wood flooring.
- Second stateroom TV & Blu-Ray player.
- Towel and sheet set.
- Wine cooler.
- Lower level laminate wood flooring.

Exterior

- Bimini top canvas.
- Bimini top canvas with full enclosure.
- Bridge cover.



Bridge Level



Optional Bridge Level

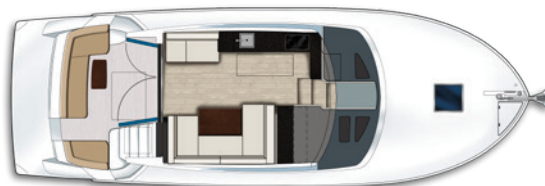


Information described in this publication is believed to be correct at time of printing. Some accessories shown in photographs, or described, may not be standard equipment or even available as an option. For a full list of standard and optional features, visit www.carveryachts.com. Features are subject to change without notice. Confirm availability of all accessories and equipment with an authorized Carver Yachts dealer prior to purchase.

- Bridge hardtop.
- Bridge hardtop soft enclosure.
- Bridge hardtop soft enclosure with extension.
- Bridge helm and seat covers.
- Bridge stereo.
- Cockpit icemaker (not available with cockpit refrigerator).
- Cockpit refrigerator (not available with cockpit icemaker).
- Cockpit seating.
- Cockpit wetbar with grill.
- Colored hull upgrade: Sterling Taupe, Carbon Black, Mariana Blue or Anthracite Grey.
- Dual station spotlight.
- Exterior carpet for bridge and cockpit.
- Exterior teak table with cover.
- Exterior vinyl color.
- Foredeck sun pad with cover.
- Passerelle – mounting reinforcements only.
- Salon door screen.
- Transom handshower.
- Transom underwater lighting.

Miscellaneous

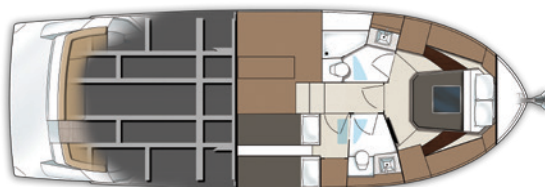
- Sailaway package – required with water delivery.
- European Certification.



Salon Level



Salon Level with Optional Lower Helm



Lower Level

CARVER
YACHTS

See The Difference.

790 Markham Drive
Pulaski, WI 54162-1010
carveryachts.com