

# C52 COMMAND BRIDGE



## NOW THERE'S EVEN MORE TO COMMAND.

LOA (with Swim Platform)	51' 10"	15.79 m
Beam	15' 8"	4.78 m
Draft (Full Load)	4.4"	1.32 m
Weight (Dry with Standard Engines)	42,000 lbs.	19,051 kg
Bridge Clearance (To Top of Arch)	18' 9"	5.72 m
Fuel Capacity	550 U.S. gal.	2,082 L
Water System	150 U.S. gal.	568 L
Holding Tank Capacity	80 U.S. gal.	303 L
Cabin Headroom	6' 6"	1.98 m
Sleeps	8	



**CARVER**  
YACHTS  
See The Difference.

# C52COMMAND BRIDGE

## STANDARD FEATURES

### Construction

---

- 10-year structural hull limited warranty.
- Vinyl: Expanded back, heavy-duty marine grade.
- Electrical system: color coded tinned copper conductors.
- Fiberglass: Combination of vacuum infused and hand-laid.
- Fiberglass hat section stringer system.
- Insulation: Thermal and acoustical.
- Meets or exceeds all applicable U.S. Coast Guard safety standards.
- NMMA certified.
- CE certification available.

### Electrical

---

- Horn, 12V dual trumpet.
- Lighting fixtures, 12V.
- Navigation lights (USCG/COL REG approved).
- Electric searchlight.
- Generator Kohler:
  - Standard US 13 kW – 60Hz.
  - Standard international: 11 kW – 50 Hz.
- FailSafe shore power galvanic isolator.
- Surge Guard AC electrical system protector.
- Battery switches on/off electric remote operation (port engine battery, starboard engine battery, generator battery, accessory battery).
- Batteries: (4) engine 31 series, (1) ship service 8D series deep cycle, (1) generator 24 series OPT – (4) Bow & stern thrusters 31 series.
- Electronic battery charger – 24V/30 amp (engine and thruster batteries).
- Electronic battery charger 12V/60 amp (accessory and generator battery charger).
- Dockside inlet: Single 240V/50 amps with 50-ft. cord.
- CATV inlet.
- Distribution panel: 120/240V AC, with circuit breakers, voltmeter and amp meter.
- Distribution panel: 12V DC, with circuit breakers, volt meter and amp meter.
- Zincs: Sacrificial with bonding system and isolator.
- High bilge water alarm.

### Propulsion

---

- Engine alarm system.
- Racor fuel filters.
- 24V starting system.
- Internal seawater strainers.
- Steering: Hydraulic power assist.

### Mechanical

---

- Windshield Wipers – Port and starboard, intermittent and touch wipe (with lower helm option).
- Windshield washer system (with lower helm option).
- Trim tabs: 12x30" planes.
- Fire extinguisher system – automatic FE 227 with emergency manual discharge.

### Hardware & Equipment Plumbing

---

- Bilge pumps: (3), 2000 gph, manual and automatic, (1) 900 gph automatic.
- Water system: Pressure-demand (hot/cold) with accumulator tank and charcoal filter.
- Water heater: 20-gallon.
- Dockside water inlet (pressurized).

### Hull & Deck

---

- Gunwale trim: Stainless steel.
- Bow chafe plate: Stainless steel.
- Cleats w/ line chafe plates: Euro style, (2) 12" bow cleats, (2) 12" spring line cleats and (4) 12" stern cleats, (1) 12" anchor cleat.
- Hatch: (1) bow, integrated to deck styling.
- Deck fitting: fuel fills (2) port and starboard, transom location.
- Deck fitting: Fresh water fill (1) Starboard side deck.
- Deck fitting: Waste, pump-out (1) Starboard side access.
- Rails: Bow, 1" stainless steel, welded, top rail and 1" stanchions, custom rail bases with set screw installation.
- Grab rails: Stainless steel, 1".
- Transom platform: Fixed with swim ladder and grab rail.
- Windows: Forward, tempered safety glass, non-opening, 10mm grey glass.
- Windows: Upper sides / mid sides with opening slider, tempered safety glass, 8mm grey glass.
- Foredeck sun pad: Reclined, drink holders.
- Windshield weather cover – color coordinated.
- Hull windows: Fixed glass with integrated opening ports.
- Master Stateroom hull side window: Fixed, grey glass w/ opening port (2).
- Nonskid fiberglass decks (diamond pattern).
- Vinyl ester barrier coat.
- Anti-fouling bottom paint.
- Bronze sea cocks: All underwater through hulls - double SS hose clamps.
- Chrome-plated bronze through hulls above water line.
- Standard cream gel coat for hull & deck.
- Exterior décor lighting.

### Cockpit & Swim Platform

---

- Salon / cockpit door: Painted aluminum frame, hinged door with bi-fold.
- Aft cockpit seat, hatch for crew quarter access.
- Courtesy lights: Floor illumination, 9 (white LED).
- Lighting: Overhead, 4, polished chrome rings (white LED).
- Molded stair access to side decks, port and starboard w/ stainless steel hand rail.
- Hatch: Engine room access.
- Transom: Hinged gate, starboard.
- Storage: Port aft of salon door, under starboard side deck step areas, fiberglass door and interior closeout.
- Storage: Aft port and starboard storage tub

under cockpit seat.

- Storage: Aft port and starboard on transom outboard of walkway, fiberglass door and interior close out.
- Transom storage: Port and starboard compartments. Shore power hookup on starboard side. Wash downs on port side.
- Transom storage: Large centerline storage tub with access from transom or through the cockpit seat.
- 2 Coaxial stereo speakers.

### Bridge

---

- Beverage holders (8) – stainless steel; 2 at helm; 2 at port companion seat, 4 near aft seating.
- Bridge seat, forward port – forward chaise lounge style cushion.
- Bridge seat, aft port.
- Bridge table, aft – teak top, polished stainless steel pedestal.
- Bridge wet bar: Sink and faucet w/ fiberglass cover, storage.
- Courtesy lights (8) – LED for floor illumination.
- Electronics arch: Welded premium grade aluminum painted with AWLCRAFT 2000 acrylic urethane topcoat for use in harsh marine environments.
- Safety rail – 1" O.D., lineal-buffed 316 stainless steel connecting arch, bridge and sun pad area.
- Safety rail stanchions: Double-welded (inside and outside), 316 stainless steel, anchored to aluminum backing plates laminated into deck.
- Self-draining walking surface.

### Upper Helm

---

- Accessory outlets (1) – 12V.
- Helm seat: Pedestal, adjustable, high-quality elegant upholstery.
- Custom tilt steering wheel with Carver logo.
- Beverage holders (2) – stainless steel.
- Instrumentation: 7" color LCD digital engine Display.
- Provisions for mounting full electronics – 2 ea. 12" Ray Marine A series displays.
- Flush mount compass.
- Spotlight control.
- Start/stop panels (1).
- Trim tab controls with position indicator.
- Cummins electronic engine controls.
- Venturi windshield: Tinted, wraparound, painted aluminum frame, 8" clear plexi air deflector forward.

## Standard features (cont.)

### Master Stateroom

---

- Door: Private access to stateroom from salon, locking.
- Berth: Island, queen-sized bed with pillow top innerspring mattress.
- Lights: 11 LED overhead, dimmer.
- Lights: Rope accent lighting on headboard and soffit.
- Lights: Rope accent lighting under berth overhang.
- Lights: 2 Reading.
- Lights: 1 Table lamp.
- Lights: Stairwell courtesy.
- Storage: Starboard hanging locker with drawer storage below (2), upholstered bench outboard.
- Drawer storage: Port, 2 drawers.
- (3) 110V outlets, ground fault protected.
- Fixed hull windows w/ opening port lights (2), window blinds.
- CO detector.
- Lounge: Port sofa.
- Night stands: Both sides of berth.

### VIP Stateroom

---

- Door: Access to stateroom, locking.
- Berth: Island, queen-sized bed with pillow top innerspring mattress.
- Lights: 5 LED overhead, dimmer.
- Lights: Rope accent in soffit.
- Lights: 2 Reading.
- Lights: 1 Table lamp.
- Shelves: Hull sides.
- Storage: Hanging locker starboard, drawer storage below.
- Storage: Outboard lower storage, both port and starboard.
- Storage: Port storage (2).
- (2) 110V outlets, ground fault protected.
- Deck hatch with integrated escape ladder.
- Fixed hull windows (2), window blinds.
- CO detector.

### Guest Stateroom

---

- Door: Locking.
- Lights: 4 LED overhead.
- Lights: Courtesy lighting in walkway between berths.
- Lights: 2 Reading.
- Two bunk beds with foam mattresses, access to storage under inboard and outboard berths.
- Hanging locker: Starboard.
- (1) 110V outlets, ground fault protected.
- Fixed hull windows w/ opening port, (1) window blinds.
- CO detector.
- Overhead skylight closeout: Finished metal trim.
- Nightstand: Between twin berths, small storage area.

### Master Head

---

- Door: Locking.
- Lights: 2 LED in shower overhead.
- 4 LED in head compartment overhead.
- Enclosed shower: Molded fiberglass floor liner, glass bulkhead and frameless glass entry door with tile accent and teak seat.
- Vanity cabinet: Solid surface countertop and vessel sink, storage below.
- Upper vanity upper storage.
- Mirror: Above vanity.
- Exhaust fan.
- Tecma Ez Fit heads (fresh water flush).
- Towel bars.
- Robe hook.
- Toilet paper holder.
- 110V outlet, ground fault protected.
- Fixed hull windows with opening port lights (1), window blinds.
- Tile floor.

### Guest Head

---

- Door: Locking.
- Lights: 1 LED in shower overhead.
- 4 LED in head compartment overhead.
- Enclosed shower: Molded, reinforced fiberglass with enclosure, glass shower door, teak seat.
- Vanity cabinet: Solid surface countertop and vessel sink, storage below.
- Above sink cabinet: Mirrored doors.
- Exhaust fan.
- Tecma Ez Fit head (fresh water flush).
- Towel bars.
- Toilet paper holder.
- Robe hook.
- 110V outlet, ground fault protected.
- Fixed hull windows w/ opening port lights (1), window curtain.
- Tile floor.

### Foyer

---

- Lights: 1 LED in overhead.

### Salon

---

- 8 – piece Decorator pillow set.
- Coordinated decorator blinds.
- Lights: Overhead, 12V, 14 overhead, LED, brushed stainless steel, dimmer.
- Starboard aft entertainment center: 40" LED/LCD TV, Blu-Ray player.
- AM/FM stereo, multi-media player with 4 coaxial speakers in salon, 2 in cockpit with amplifier.
- CO detector.
- Color coordinated port and starboard sofa.
- Starboard end table with lamp.
- Opening window: Port and starboard.
- Salon table: Wood with stainless pedestal hi/lo with filler.

### Galley

---

- Port aft galley with solid surface countertop.
- Storage: Overhead, high gloss white lacquer cabinetry.
- Drawers: 4.
- Stowage cabinets: 4.
- Flooring: Hardwood – port outboard.
- Sink: Under mount stainless steel with decorator faucet.
- Stove: Two burner induction cook top.
- Refrigerator: NovaKool 7500, 7.5 cu. ft. refrigerator, 2 cu. ft. freezer.
- 110V outlet: 2, ground fault protected.
- Lights: Overhead (9), LED.
- Microwave: Convection, below cook top.
- Slide-out trash on starboard side below TV.
- Additional storage on starboard side below TV.
- Storage cabinet for (4) place settings.

## OWNER PREFERENCES

### Propulsion

---

- Cummins QSC 8.3 600 hp diesel engines.
- Cummins QS M11 715 hp diesel engines.

### Mechanical

---

- Bow and stern thruster.
- Bow thruster.
- Cummins joystick.
- Engine oil change system.

### Electrical

---

- Air conditioning – includes dual 240V 50 amp shore service.
- Cablemaster for shore power.
- Kohler 20.0KW diesel 50 HZ generator 230V 86.9 amps.
- Kohler 23.0 KW diesel 60 HZ generator 240V 95.8 amps.
- Onan 17.5 KW diesel 50 HZ generator 230V 76 amps.
- Onan 21.5 KW diesel 60 HZ generator 240V 89.6 amps.

### Water & Waste Systems

---

- Grey water holding system.
- Overboard discharge system.
- Seawater washdown.
- Water and waste monitor.

### Safety & Navigation

---

- Dual cockpit capstan winch.
- Garmin autopilot.
- Garmin bridge, lower navigation and radar Package 12".
- Garmin bridge navigation and radar package 12".



# C52COMMAND BRIDGE

## Owner Preferences (cont.)

- Raymarine autopilot.
- Raymarine Axiom bridge and lower navigation plus radar package – radar, 4 x chartplotter, GPS, sonar, VHF/hailer.
- Raymarine Axiom bridge navigation and radar package – radar, 2 x chartplotter, GPS, sonar, VHF/hailer.
- Ground tackle includes Prince 1000 windlass, anchor, chain, shackle and line with snap hook.
- Ground tackle includes Prince 1000 windlass with capstan, anchor, chain, shackle and line with snap hook.
- Stainless steel anchor.

### Interior

- Carpet runner.
- Central vacuum.
- Crew quarters.
- Crew quarters - storage only.
- Dishwasher.
- Dark wood engineered hardwood flooring.
- Galley island.
- Galley refrigerator– second additional.
- Galley wine cooler & storage - 110V only.
- Lower helm station.
- Master stateroom port closet.

- Master stateroom stereo.
- Master stateroom TV and Blu-Ray player.
- Salon audio upgrade.
- Lower level wood flooring.
- Salon day head.
- Salon wood flooring.
- Sand oak wood interior.
- Separate washer / dryer units.
- Third stateroom stereo.
- Third stateroom TV and Blu-Ray player.
- VIP stateroom stereo.
- VIP stateroom TV and Blu-Ray player.
- Washer / dryer – combomatic.

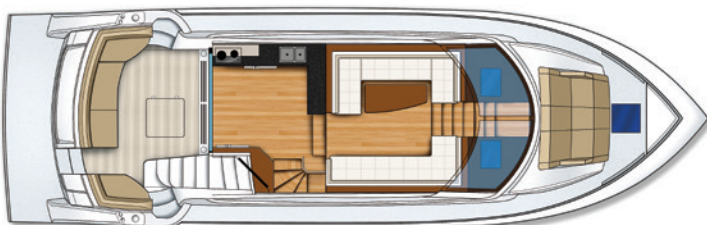
### Exterior

- Bridge air system.
- Bridge and foredeck audio upgrade.
- Bridge and foredeck stereo.
- Bridge audio upgrade.
- Bridge canvas – bimini top.
- Bridge canvas – bimini top with enclosure.
- Bridge grill.
- Bridge hardtop.
- Bridge hardtop enclosure.
- Bridge refrigerator.

- Bridge stereo.
- Cockpit icemaker.
- Cockpit to bridge stairway hatch.
- Colored hull upgrade: Sterling Taupe, Carbon Black, Mariana Blue or Anthracite Grey.
- Dual station spotlight.
- Exterior carpet.
- Exterior vinyl color.
- Helm and seat covers.
- Hydraulic swim platform.
- Passerelle – mounting reinforcements only.
- Salon door screen.
- Side boarding ladder.
- Teak bridge table.
- Teak cockpit table.
- Transom handshower.
- Underwater lighting.

### Miscellaneous

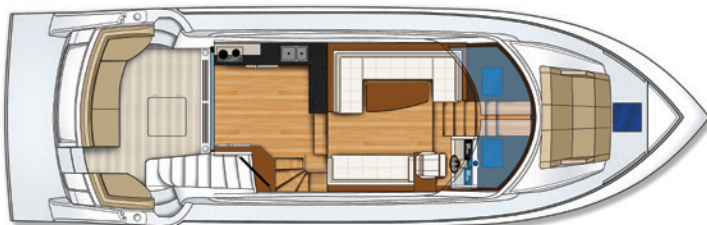
- Sailaway package – required for water delivery.
- European Certification.



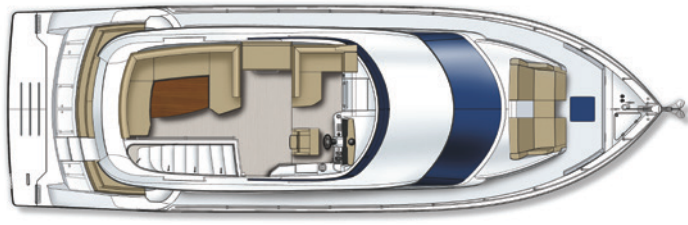
Salon Level



Lower Level with Optional Crew Quarters



Salon Level with Optional Lower Helm



Bridge Level



Information described in this publication is believed to be correct at time of printing. Some accessories shown in photographs, or described, may not be standard equipment or even available as an option. For a full list of standard and optional features, visit [www.carveryachts.com](http://www.carveryachts.com). Features are subject to change without notice. Confirm availability of all accessories and equipment with an authorized Carver Yachts dealer prior to purchase.

**CARVER**  
YACHTS

See The Difference.

790 Markham Drive  
Pulaski, WI 54162-1010  
[carveryachts.com](http://carveryachts.com)